



DATA SNAPSHOT

# Economic Inequity and Black Youth in Ontario

This data snapshot highlights statistics on equity gaps for Black youth in Ontario in the following areas: 1) education and training, 2) employment and income, and 3) entrepreneurship, STEM,<sup>1</sup> and wealth creation. Although other data exists, the snapshot focuses on the areas with the largest equity gaps for Black youth in comparison with all Ontario youth. The snapshot is based on the long-form survey data of the 2016 Census of Canada, the most recent census data available.



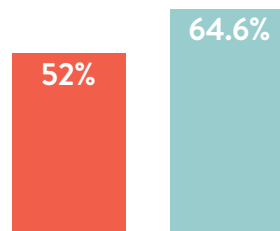
**YOUTHREX**  
Research &  
Evaluation eXchange

www.youthrex.com | @REXforYouth

## Education and Training




Approximately 6 out of 10 Black youth in Ontario completed a post-secondary program by 35–6.8% less compared to all Ontario youth.



Only half of Black Ontarians (ages 25-64) are in occupations which require post-secondary education or specialized training. That's 12.6% less than the general population.

17.7% of Black youth in Ontario are not in education, employment, or training (NEET) compared to 13.5% of the general youth population.



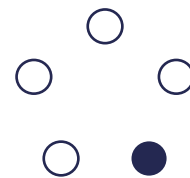
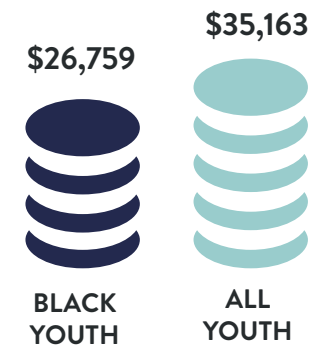
60.8% of Black Ontarians (ages 25-64) are in sales and service occupations—which don't require post-secondary education or training—compared to only 50.5% of all Ontarians.

**1 in 4**  
BLACK YOUTH  
IS UNEMPLOYED

**1 in 6**  
ONTARIO YOUTH  
IS UNEMPLOYED

1 in 4 Black youth in Ontario are unemployed. For all Ontario youth, the rate is 1 in 6.

The median employment income for Black youth in Ontario is \$26,759—earning \$8,404 less income per year compared with all Ontario youth.

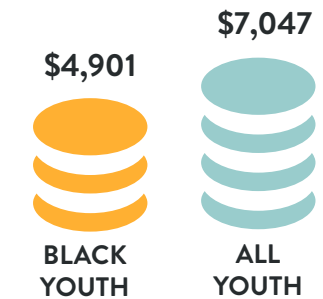


1 in 5 Black youth in Ontario live in a low-income household—a 6 percentage point equity gap compared with all Ontario youth.

Only 30% of Black youth in Ontario have an income in the top-half of the income distribution for youth, compared to 50% of all Ontario youth.

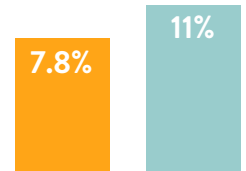


## Diversifying Economic Opportunities




The median self-employment income for Black youth in Ontario is \$4,901 – \$2,146 less earnings per year compared with all Ontario youth.

7.8% of Black youth in the province are self-employed, compared to 11% of all Ontario youth.



Less than 1 in 10 Black youth in Ontario completed a post-secondary STEM program by 35–6.1% less than the general youth population.

Only 8.1% of Black Ontario youth have investment income, compared to 18.3% of all Ontario youth (more than double!)



More than half of Black Ontarians (ages 25-64) live in rented accommodation, versus less than a quarter of the general population.

<sup>1</sup>Science, Technology, Engineering, and Math.