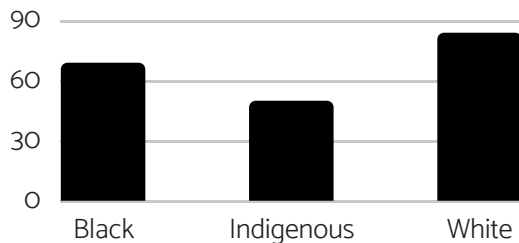


FACT SHEET # 3

RACIALIZED POVERTY IN EDUCATION & LEARNING

How are racialized people disadvantaged in education and learning?

In 2015, there was a 69% high school graduation rate for Black students and 50% for Indigenous students, versus 84% for White students.



- **Streaming:** Black and Indigenous students are more likely to be streamed into non-academic programs than White or some of the other racialized students. In 2015 the Toronto District School Board (TDSB) reported that 53% of Black students and 48% of Indigenous students, compared to 81% of White students, were enrolled in Academic programs of study; while 39% of Black students and 41% of Indigenous students, compared to 16% of White students, were in Applied programs.
- **Expulsion:** Black, Indigenous, and Eastern Mediterranean/Southwest Asian students were disproportionately expelled from TDSB primary/secondary school. Black students were 12% of TDSB student population but represented 48% of all expulsions; Indigenous students were 0.3% of the population but faced 1% of all expulsions; Eastern Mediterranean/ Southwest Asian students were 4% of the population but faced 8% expulsions.
- **Policing:** Police presence is increased in schools deemed “vulnerable” – predominantly schools with relatively larger Black student populations. The introduction of counter-radicalization programs in Toronto, which involve the training of teachers to recognize signs of radicalization in students, will likely intensify the racial profiling and surveillance of Muslim students.

- **Faculty:** In 2016, the Canada Research Chairs program (CRC), a Canadian federal agency for attracting and retaining top academics, issued a statement saying that they had failed to meet their annual national targets of hiring Canadian women, “visible minorities”, people with disabilities, and Indigenous People in university faculties. A lack of diversity isolates Indigenous and students of colour; denies them role models and mentorship; and restricts the issues they are interested in studying.

AN INDIGENOUS FOCUS


- In 2011, 27% of First Nations people in Canada aged 25 to 64, 17% of Métis and 27% of Inuit did not have a certificate, diploma or degree, versus 11% for the non-Indigenous population.



“Pregnancy/childcare” was the reason reported by one-quarter of off-reserve First Nations and Métis women in Canada and 38% of Inuit women for not completing high school.

- 11% of Indigenous People in Canada had a university certificate, diploma, or degree at bachelor level or up, versus 29% for the non-Indigenous population.
- In 2017, 78.4% of Indigenous People in Canada with post-secondary education were employed, in comparison to 86% for non-Indigenous people.
- The 2016 Census found that since 2006, the Indigenous population in Canada has grown by 42.5%—more than four times the growth rate of the non-Indigenous population over the same period.
- 26% of Indigenous students – versus 47% of White students – applied to and were accepted by an Ontario university.

“ Parents also are treated with horrific disrespect by staff because not only are we African, we’re also living in poverty, and people seem to equate the skin colour combined with poverty to mean stupidity...it seems like they don’t think we know when we’re being disrespected and racially profiled. ”




Quick Notes

- When we refer to peoples of colour we speak of Canadians of non-European background or heritage - both people of colour who are Canadian-born as well as those who are born elsewhere.
- When we refer to Indigenous Peoples, we speak of First Nations, Inuit, and Métis persons.
- In Toronto, 62% of all persons living in poverty are from racialized groups.
- 52% of Canada’s racialized people living in poverty reside in Ontario.
- Households that fall below Canada’s low income cut-off (LICO) or low income measure (LIM), spend a much larger percent of their income on basic necessities like food and shelter than the average family; this is how we measure poverty.
- Systemic racism is often caused by hidden institutional biases in policies, practices and processes that privilege or disadvantage certain groups of people. It can be the result of doing things the way they have always been done without considering how they affect particular groups differently.

- Reading: The TDSB found that 47% of students from the lowest income bracket (parents earning less than \$30,000/year) were meeting the provincial standard in reading, compared to 66% of students from the highest income bracket (parents earning \$100,000/year or more). (Remember, 62% of people living in poverty in Toronto are racialized).
- Higher Education: Children of families with the lowest income levels are about half as likely as those in the top income level to attend university.
- Literacy: 65% of people who receive social assistance are unable to read and write well enough to function in Canadian society.
- Curriculum: Curricula continue to be “White-centric”, marginalizing the histories and contributions of Indigenous groups and communities of colour.

Child poverty rates are higher for children of colour, Indigenous children and children of immigrants. Child poverty rates in Canada are 13% for White non-immigrant children, but 51% for Indigenous children (and 60% for Indigenous children living on reserve); 32% for children of immigrants; and 25% for children of colour when taken as a whole.



WHAT'S BEING DONE?

The Antiracist Multicultural Education Network of Ontario (AMENO) is a group of diverse educators, community members, and parents who are working to fight inequality and exclusion in Ontario schools. They provide a network to support advocacy and public education about equity issues and programs.
www.ameno.ca / info@ameno.ca

Canadian Roots Exchange is an Ontario-based Indigenous-led organization that offers Indigenous and non-Indigenous youth experiential learning opportunities such as exchanges and conferences where they come together to learn, define, and advocate for cross-cultural awareness and reconciliation.
www.canadianroots.ca / info@canadianroots.ca