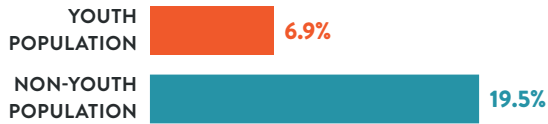


Youth Population Trends in Ontario

KEY TAKEAWAY: Overall youth population growth is declining, except for Indigenous youth, but the rise and fall varies across Ontario regions.

From 2006 to 2021:

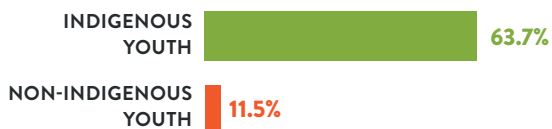
Canada's youth population (aged 15-29) grew by 6.9%, compared to 19.5% for the non-youth population.




Ontario's youth population grew by 12.7%, compared to 18% for the non-youth population.



Ontario's Indigenous youth population grew by 63.7%, compared to 11.5% for non-Indigenous youth.

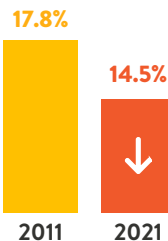
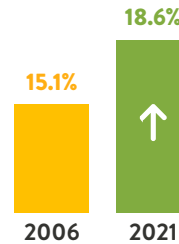


Youth aged 25-29 are the largest youth age group in Ontario, making up 36% of all youth.



Since 2011, the percentage of youth aged 15-19 has declined.

The number of male youth aged 25-29 rose from 15.1% in 2006 to 18.6% in 2021.



The number of female youth aged 15-19 fell from 17.8% in 2011 to 14.5% in 2021.

The top 10 census divisions with the largest youth populations are in the Golden Horseshoe region of Southern Ontario, except Ottawa and Middlesex.



The census divisions with the largest youth population decline from 2006 to 2016 are Chatham-Kent, Prince Edward, Nipissing, and Bruce.

